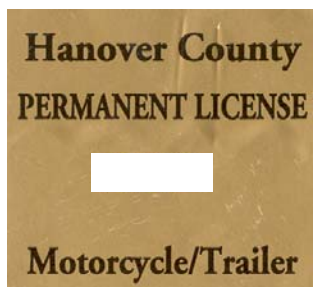

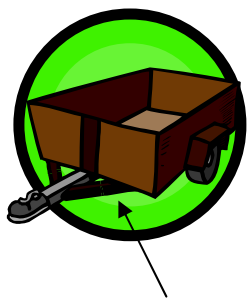


# To Apply the Decal to A Trailer or Motorcycle:



1. Take the County Decal and Peel the Back Cover from the Decal

2. Apply the County Decal to:



- The left front fork of a Motorcycle.
- The left side of the tongue, next to the hitch for a Trailer.
- The left front corner, if your trailer does not have a tongue.

